

**lop26\_Sun v2**

Sunday, March 1, 2026 9:04 AM (GMT-5) - Final results

**Race info**

Sport: Skiing - cross-country  
 Location: Phillips, ME, United States  
[View on map](#)  
 Start type: Manual wave start  
 Wave grouping: Custom  
 Racers: 70  
 Timed on: iPad  
 Timed with: Webscorer PRO 7.8  
 Updated: Sunday, March 1, 2026 11:43 AM (GMT-5)

Race winners

Top 3 finishers

Full results

**10K FRE - Overall**

Place	Bib	Name	Category	Age	Gender	Finish time	Difference <input type="button" value="v"/>
1	105	Keenan Berry	19-21	19	M	30:38.7	-
2	104	Ben Hankins	0-18	16	M	31:25.0	+0:46.3
3	125	Peter Colianni	0-18	16	M	34:23.7	+3:45.0
4	101	Nela Paldusova	0-18	18	F	36:06.8	+5:28.1
5	120	Matthew Colianni	0-18	14	M	38:57.8	+8:19.1
6	128	Oliver Woodcock	0-18	15	M	39:34.3	+8:55.6
7	102	Amelia Wnek	0-18	16	F	47:11.9	+16:33.2
8	116	Sarah Serling Clapp	40-49	46	F	47:47.7	+17:09.0
9	127	Derek Mohr	0-18	17	M	58:30.6	+27:51.9
10	118	Clara Wentling	0-18	16	F	59:19.8	+28:41.1
11	119	Skylar Haugen	0-18	16	F	59:20.3	+28:41.6
12	130	Dhyan Nirmegh	50-59	52	M	1:01:59.6	+31:20.9
13	135	Lori Slovak	60-69	60	F	1:23:27.6	+52:48.9
14	136	Mary Helliard	50-59		F	1:30:46.0	+1:00:07.3

**10K FRE Female - Overall**

Place	Bib	Name	Category	Age	Gender	Finish time	Difference <input type="button" value="v"/>
1	101	Nela Paldusova	0-18	18	F	36:06.8	-
2	102	Amelia Wnek	0-18	16	F	47:11.9	+11:05.1
3	116	Sarah Serling Clapp	40-49	46	F	47:47.7	+11:40.9
4	118	Clara Wentling	0-18	16	F	59:19.8	+23:13.0
5	119	Skylar Haugen	0-18	16	F	59:20.3	+23:13.5
6	135	Lori Slovak	60-69	60	F	1:23:27.6	+47:20.8
7	136	Mary Helliard	50-59		F	1:30:46.0	+54:39.2

**10K FRE Female - 0-18**

Place	Bib	Name	Category	Age	Gender	Finish time	Difference
1	101	Nela Paldusova	0-18	18	F	36:06.8	-
2	102	Amelia Wnek	0-18	16	F	47:11.9	+11:05.1
3	118	Clara Wentling	0-18	16	F	59:19.8	+23:13.0
4	119	Skylar Haugen	0-18	16	F	59:20.3	+23:13.5

**10K FRE Female - 40-49**

Place	Bib	Name	Category	Age	Gender	Finish time	Difference
1	116	Sarah Serling Clapp	40-49	46	F	47:47.7	-

**10K FRE Female - 50-59**

Place	Bib	Name	Category	Gender	Finish time	Difference
1	136	Mary Helliard	50-59	F	1:30:46.0	-

**10K FRE Female - 60-69**

Place	Bib	Name	Category	Age	Gender	Finish time	Difference
1	135	Lori Slovak	60-69	60	F	1:23:27.6	-

**10K FRE Male - Overall**

Place	Bib	Name	Category	Age	Gender	Finish time	Difference
1	105	Keenan Berry	19-21	19	M	30:38.7	-
2	104	Ben Hankins	0-18	16	M	31:25.0	+0:46.3
3	125	Peter Colianni	0-18	16	M	34:23.7	+3:45.0
4	120	Matthew Colianni	0-18	14	M	38:57.8	+8:19.1
5	128	Oliver Woodcock	0-18	15	M	39:34.3	+8:55.6
6	127	Derek Mohr	0-18	17	M	58:30.6	+27:51.9
7	130	Dhyan Nirmegh	50-59	52	M	1:01:59.6	+31:20.9

**10K FRE Male - 0-18**

Place	Bib	Name	Category	Age	Gender	Finish time	Difference
1	104	Ben Hankins	0-18	16	M	31:25.0	-
2	125	Peter Colianni	0-18	16	M	34:23.7	+2:58.7
3	120	Matthew Colianni	0-18	14	M	38:57.8	+7:32.8
4	128	Oliver Woodcock	0-18	15	M	39:34.3	+8:09.3
5	127	Derek Mohr	0-18	17	M	58:30.6	+27:05.6

**10K FRE Male - 19-21**

Place	Bib	Name	Category	Age	Gender	Finish time	Difference
1	105	Keenan Berry	19-21	19	M	30:38.7	-

**10K FRE Male - 50-59**


Place	Bib	Name	Category	Age	Gender	Finish time	Difference
1	130	Dhyan Nirmegh	50-59	52	M	1:01:59.6	-

**25K CLA - Overall**


Place	Bib	Name	Category	Age	Gender	Finish time	Difference
1	86	Miles Miner	19-21	20	M	1:03:45.3	-
2	73	Damon Rucci	0-18	18	M	1:06:25.2	+2:39.9
3	63	Michael Dillon	30-39	32	M	1:07:22.6	+3:37.3
4	72	Serhii Bezhenar	19-21	19	M	1:10:28.0	+6:42.7
5	95	Nate Lucy	60-69	68	M	1:12:56.2	+9:10.9
6	78	Damian Bolduc	40-49	49	M	1:18:34.6	+14:49.3
7	82	Jacobi Sutton	0-18	18	M	1:20:47.1	+17:01.8
8	67	Aaron Rubin	22-25	29	M	1:21:01.3	+17:16.0
9	80	Ian Blair	60-69	64	M	1:22:49.3	+19:04.0
10	74	Daigan Gunzinger	19-21	19	M	1:25:01.7	+21:16.4
11	94	Trent Sibley	0-18	18	M	1:27:14.8	+23:29.5
12	65	Erik Osborn	50-59	52	M	1:27:33.6	+23:48.3
13	66	John Mathieu	60-69	69	M	1:27:43.2	+23:57.9
14	138	Mark Battle	50-59		M	1:28:29.2	+24:43.9
15	77	Haley Marston	0-18	18	F	1:29:52.1	+26:06.8
16	61	Michael Melnikov	60-69	67	M	1:30:33.9	+26:48.6
17	68	Rachel Farrington	60-69	66	F	1:31:43.4	+27:58.1
18	96	Gideon Varney	0-18	16	M	1:34:24.6	+30:39.3
19	70	Mark Lena	70+	70	M	1:34:26.2	+30:40.9
20	87	Cole Chretien	0-18	17	M	1:35:03.8	+31:18.5
21	81	Liz Buckley	0-18	17	F	1:36:20.6	+32:35.3
22	91	Tyler Roy	0-18	17	M	1:36:23.1	+32:37.8
23	75	Eris Cloutier	0-18	17	F	1:43:52.2	+40:06.9
24	79	Stacey Cramp	50-59	57	F	1:46:23.9	+42:38.6
25	93	Daniel Baumert	70+	73	M	1:50:49.3	+47:04.0
26	64	Valentine Desplat	30-39	35	F	1:51:53.3	+48:08.0
27	84	Heather Mousseau	19-21	20	F	1:53:31.1	+49:45.8
28	97	Hannah Bacon	0-18	18	F	2:03:31.5	+59:46.2
29	85	Clio Eames	19-21	19	F	2:03:32.0	+59:46.7
30	76	Nora Eames	19-21	19	F	2:03:32.3	+59:47.0
31	62	Jim Adams	70+	79	M	2:14:01.7	+1:10:16.4
32	90	Nicole Beaulne	60-69	64	F	2:14:18.8	+1:10:33.5
33	83	Amelia Prince	0-18	17	F	2:15:53.2	+1:12:07.9
34	71	Laurel Wight	0-18	18	F	2:16:04.1	+1:12:18.8
35	92	Bela Bukaty	0-18	18	F	2:16:18.6	+1:12:33.3
36	69	Lucy Huggett	0-18	18	F	2:17:21.5	+1:13:36.2

Place	Bib	Name	Category	Age	Gender	Finish time	
37	88	Amiee Leblanc Gloe	50-59	52	F	2:23:03.9	+1:19:18.6
38	89	Paul Gloe	50-59	50	M	2:23:07.6	+1:19:22.3


**25K CLA Female - Overall**

Place	Bib	Name	Category	Age	Gender	Finish time	Difference 
1	77	Haley Marston	0-18	18	F	1:29:52.1	-
2	68	Rachel Farrington	60-69	66	F	1:31:43.4	+1:51.3
3	81	Liz Buckley	0-18	17	F	1:36:20.6	+6:28.5
4	75	Eris Cloutier	0-18	17	F	1:43:52.2	+14:00.1
5	79	Stacey Cramp	50-59	57	F	1:46:23.9	+16:31.8
6	64	Valentine Desplat	30-39	35	F	1:51:53.3	+22:01.2
7	84	Heather Mousseau	19-21	20	F	1:53:31.1	+23:39.0
8	97	Hannah Bacon	0-18	18	F	2:03:31.5	+33:39.4
9	85	Clio Eames	19-21	19	F	2:03:32.0	+33:39.9
10	76	Nora Eames	19-21	19	F	2:03:32.3	+33:40.2
11	90	Nicole Beaulne	60-69	64	F	2:14:18.8	+44:26.7
12	83	Amelia Prince	0-18	17	F	2:15:53.2	+46:01.1
13	71	Laurel Wight	0-18	18	F	2:16:04.1	+46:12.0
14	92	Bela Bukaty	0-18	18	F	2:16:18.6	+46:26.5
15	69	Lucy Huggett	0-18	18	F	2:17:21.5	+47:29.4
16	88	Amiee Leblanc Gloe	50-59	52	F	2:23:03.9	+53:11.8

**25K CLA Female - 0-18**

Place	Bib	Name	Category	Age	Gender	Finish time	Difference 
1	77	Haley Marston	0-18	18	F	1:29:52.1	-
2	81	Liz Buckley	0-18	17	F	1:36:20.6	+6:28.5
3	75	Eris Cloutier	0-18	17	F	1:43:52.2	+14:00.1
4	97	Hannah Bacon	0-18	18	F	2:03:31.5	+33:39.4
5	83	Amelia Prince	0-18	17	F	2:15:53.2	+46:01.1
6	71	Laurel Wight	0-18	18	F	2:16:04.1	+46:12.0
7	92	Bela Bukaty	0-18	18	F	2:16:18.6	+46:26.5
8	69	Lucy Huggett	0-18	18	F	2:17:21.5	+47:29.4

**25K CLA Female - 19-21**

Place	Bib	Name	Category	Age	Gender	Finish time	Difference 
1	84	Heather Mousseau	19-21	20	F	1:53:31.1	-
2	85	Clio Eames	19-21	19	F	2:03:32.0	+10:00.9
3	76	Nora Eames	19-21	19	F	2:03:32.3	+10:01.2

**25K CLA Female - 30-39**

Place	Bib	Name	Category	Age	Gender	Finish time	Difference
1	64	Valentine Desplat	30-39	35	F	1:51:53.3	-

**25K CLA Female - 50-59**

Place	Bib	Name	Category	Age	Gender	Finish time	Difference
1	79	Stacey Cramp	50-59	57	F	1:46:23.9	-
2	88	Amiee Leblanc Gloe	50-59	52	F	2:23:03.9	+36:40.0

**25K CLA Female - 60-69**

Place	Bib	Name	Category	Age	Gender	Finish time	Difference
1	68	Rachel Farrington	60-69	66	F	1:31:43.4	-
2	90	Nicole Beaulne	60-69	64	F	2:14:18.8	+42:35.4

**25K CLA Male - Overall**

Place	Bib	Name	Category	Age	Gender	Finish time	Difference
1	86	Miles Miner	19-21	20	M	1:03:45.3	-
2	73	Damon Rucci	0-18	18	M	1:06:25.2	+2:39.9
3	63	Michael Dillon	30-39	32	M	1:07:22.6	+3:37.3
4	72	Serhii Bezhenar	19-21	19	M	1:10:28.0	+6:42.7
5	95	Nate Lucy	60-69	68	M	1:12:56.2	+9:10.9
6	78	Damian Bolduc	40-49	49	M	1:18:34.6	+14:49.3
7	82	Jacobi Sutton	0-18	18	M	1:20:47.1	+17:01.8
8	67	Aaron Rubin	22-25	29	M	1:21:01.3	+17:16.0
9	80	Ian Blair	60-69	64	M	1:22:49.3	+19:04.0
10	74	Daigan Gunzinger	19-21	19	M	1:25:01.7	+21:16.4
11	94	Trent Sibley	0-18	18	M	1:27:14.8	+23:29.5
12	65	Erik Osborn	50-59	52	M	1:27:33.6	+23:48.3
13	66	John Mathieu	60-69	69	M	1:27:43.2	+23:57.9
14	138	Mark Battle	50-59		M	1:28:29.2	+24:43.9
15	61	Michael Melnikov	60-69	67	M	1:30:33.9	+26:48.6
16	96	Gideon Varney	0-18	16	M	1:34:24.6	+30:39.3
17	70	Mark Lena	70+	70	M	1:34:26.2	+30:40.9
18	87	Cole Chretien	0-18	17	M	1:35:03.8	+31:18.5
19	91	Tyler Roy	0-18	17	M	1:36:23.1	+32:37.8
20	93	Daniel Baumert	70+	73	M	1:50:49.3	+47:04.0
21	62	Jim Adams	70+	79	M	2:14:01.7	+1:10:16.4
22	89	Paul Gloe	50-59	50	M	2:23:07.6	+1:19:22.3

**25K CLA Male - 0-18**

Place	Bib	Name	Category	Age	Gender	Finish time	Difference
1	73	Damon Rucci	0-18	18	M	1:06:25.2	-

Place	Bib	Name	Category	Age	Gender	Finish time	
2	82	Jacobi Sutton	0-18	18	M	1:20:47.1	+14:21.9
3	94	Trent Sibley	0-18	18	M	1:27:14.8	+20:49.6
4	96	Gideon Varney	0-18	16	M	1:34:24.6	+27:59.4
5	87	Cole Chretien	0-18	17	M	1:35:03.8	+28:38.6
6	91	Tyler Roy	0-18	17	M	1:36:23.1	+29:57.9

**25K CLA Male - 19-21**

Place	Bib	Name	Category	Age	Gender	Finish time	Difference <input type="button" value="v"/>
1	86	Miles Miner	19-21	20	M	1:03:45.3	-
2	72	Serhii Bezhenar	19-21	19	M	1:10:28.0	+6:42.7
3	74	Daigan Gunzinger	19-21	19	M	1:25:01.7	+21:16.4

**25K CLA Male - 22-25**

Place	Bib	Name	Category	Age	Gender	Finish time	Difference <input type="button" value="v"/>
1	67	Aaron Rubin	22-25	29	M	1:21:01.3	-

**25K CLA Male - 30-39**

Place	Bib	Name	Category	Age	Gender	Finish time	Difference <input type="button" value="v"/>
1	63	Michael Dillon	30-39	32	M	1:07:22.6	-

**25K CLA Male - 40-49**

Place	Bib	Name	Category	Age	Gender	Finish time	Difference <input type="button" value="v"/>
1	78	Damian Bolduc	40-49	49	M	1:18:34.6	-

**25K CLA Male - 50-59**

Place	Bib	Name	Category	Age	Gender	Finish time	Difference <input type="button" value="v"/>
1	65	Erik Osborn	50-59	52	M	1:27:33.6	-
2	138	Mark Battle	50-59		M	1:28:29.2	+0:55.6
3	89	Paul Gloe	50-59	50	M	2:23:07.6	+55:34.0

**25K CLA Male - 60-69**

Place	Bib	Name	Category	Age	Gender	Finish time	Difference <input type="button" value="v"/>
1	95	Nate Lucy	60-69	68	M	1:12:56.2	-
2	80	Ian Blair	60-69	64	M	1:22:49.3	+9:53.1
3	66	John Mathieu	60-69	69	M	1:27:43.2	+14:47.0
4	61	Michael Melnikov	60-69	67	M	1:30:33.9	+17:37.7

**25K CLA Male - 70+**

Place	Bib	Name	Category	Age	Gender	Finish time	Difference <input type="button" value="v"/>
1	70	Mark Lena	70+	70	M	1:34:26.2	-
2	93	Daniel Baumert	70+	73	M	1:50:49.3	+16:23.1

Place	Bib	Name	Category	Age	Gender	Finish time	
3	62	Jim Adams	70+	79	M	2:14:01.7	+39:35.5

**25K FRE - Overall**

Place	Bib	Name	Category	Age	Gender	Finish time	Difference <input type="button" value="v"/>
1	139	Marianne Lucy	60-69		F	58:40.2	-
2	107	Evan Griffis	22-25	25	M	1:02:00.5	+3:20.3
3	134	Tristan Legget	40-49	44	M	1:03:10.4	+4:30.2
4	111	Stephen Morse	50-59	54	M	1:08:38.2	+9:58.0
5	126	Wiley Ordemann	22-25	26	M	1:12:24.0	+13:43.8
6	115	Karl Kensinger	60-69	66	M	1:21:18.8	+22:38.6
7	103	Caitlin Behr	40-49	40	F	1:23:26.8	+24:46.6
8	129	Chad Saunders	40-49	42	M	1:23:27.1	+24:46.9
9	132	Lori Dana	60-69	65	F	1:23:29.3	+24:49.1
10	117	Chris Monz	60-69	65	M	1:23:52.0	+25:11.8
11	131	Rebecca Buckley	50-59	50	F	1:24:02.9	+25:22.7
12	133	Madeline Harris	30-39	35	F	1:24:40.3	+26:00.1
13	113	Bruce Katz	70+	75	M	1:25:32.8	+26:52.6
14	121	Dave Belanger	30-39	33	M	1:34:45.2	+36:05.0
15	112	Maria Didomenica	30-39	31	F	1:34:48.5	+36:08.3
16	109	Zak Nashed	60-69	61	M	1:36:33.1	+37:52.9
17	122	Lisa Doucett	70+	71	F	1:43:31.6	+44:51.4
-	137	Kathy Thorson	50-59		F	DNF	-

**25K FRE Female - Overall**

Place	Bib	Name	Category	Age	Gender	Finish time	Difference <input type="button" value="v"/>
1	139	Marianne Lucy	60-69		F	58:40.2	-
2	103	Caitlin Behr	40-49	40	F	1:23:26.8	+24:46.6
3	132	Lori Dana	60-69	65	F	1:23:29.3	+24:49.1
4	131	Rebecca Buckley	50-59	50	F	1:24:02.9	+25:22.7
5	133	Madeline Harris	30-39	35	F	1:24:40.3	+26:00.1
6	112	Maria Didomenica	30-39	31	F	1:34:48.5	+36:08.3
7	122	Lisa Doucett	70+	71	F	1:43:31.6	+44:51.4
-	137	Kathy Thorson	50-59		F	DNF	-

**25K FRE Female - 30-39**

Place	Bib	Name	Category	Age	Gender	Finish time	Difference <input type="button" value="v"/>
1	133	Madeline Harris	30-39	35	F	1:24:40.3	-
2	112	Maria Didomenica	30-39	31	F	1:34:48.5	+10:08.2

**25K FRE Female - 40-49**

Place	Bib	Name	Category	Age	Gender	Finish time	Difference
1	103	Caitlin Behr	40-49	40	F	1:23:26.8	-

**25K FRE Female - 50-59**

Place	Bib	Name	Category	Age	Gender	Finish time	Difference
1	131	Rebecca Buckley	50-59	50	F	1:24:02.9	-
-	137	Kathy Thorson	50-59		F	DNF	-

**25K FRE Female - 60-69**

Place	Bib	Name	Category	Age	Gender	Finish time	Difference
1	139	Marianne Lucy	60-69		F	58:40.2	-
2	132	Lori Dana	60-69	65	F	1:23:29.3	+24:49.1

**25K FRE Female - 70+**

Place	Bib	Name	Category	Age	Gender	Finish time	Difference
1	122	Lisa Doucett	70+	71	F	1:43:31.6	-

**25K FRE Male - Overall**

Place	Bib	Name	Category	Age	Gender	Finish time	Difference
1	107	Evan Griffis	22-25	25	M	1:02:00.5	-
2	134	Tristan Legget	40-49	44	M	1:03:10.4	+1:09.9
3	111	Stephen Morse	50-59	54	M	1:08:38.2	+6:37.7
4	126	Wiley Ordemann	22-25	26	M	1:12:24.0	+10:23.5
5	115	Karl Kensinger	60-69	66	M	1:21:18.8	+19:18.3
6	129	Chad Saunders	40-49	42	M	1:23:27.1	+21:26.6
7	117	Chris Monz	60-69	65	M	1:23:52.0	+21:51.5
8	113	Bruce Katz	70+	75	M	1:25:32.8	+23:32.3
9	121	Dave Belanger	30-39	33	M	1:34:45.2	+32:44.7
10	109	Zak Nashed	60-69	61	M	1:36:33.1	+34:32.6

**25K FRE Male - 22-25**

Place	Bib	Name	Category	Age	Gender	Finish time	Difference
1	107	Evan Griffis	22-25	25	M	1:02:00.5	-
2	126	Wiley Ordemann	22-25	26	M	1:12:24.0	+10:23.5

**25K FRE Male - 30-39**

Place	Bib	Name	Category	Age	Gender	Finish time	Difference
1	121	Dave Belanger	30-39	33	M	1:34:45.2	-

**25K FRE Male - 40-49**

Place	Bib	Name	Category	Age	Gender	Finish time	Difference
1	134	Tristan Legget	40-49	44	M	1:03:10.4	-

Place	Bib	Name	Category	Age	Gender	Finish time	
2	129	Chad Saunders	40-49	42	M	1:23:27.1	+20:16.7

**25K FRE Male - 50-59**

Place	Bib	Name	Category	Age	Gender	Finish time	Difference
1	111	Stephen Morse	50-59	54	M	1:08:38.2	-

**25K FRE Male - 60-69**

Place	Bib	Name	Category	Age	Gender	Finish time	Difference
1	115	Karl Kensinger	60-69	66	M	1:21:18.8	-
2	117	Chris Monz	60-69	65	M	1:23:52.0	+2:33.2
3	109	Zak Nashed	60-69	61	M	1:36:33.1	+15:14.3

**25K FRE Male - 70+**

Place	Bib	Name	Category	Age	Gender	Finish time	Difference
1	113	Bruce Katz	70+	75	M	1:25:32.8	-