

## 2026 Silver Fox Trot - Open - Freestyle

Saturday, February 7, 2026 10:00 AM (GMT-5) - Final results



### Race info

Sport: Skiing - cross-country  
 Location: Hanover, NH, United States  
[View on map](#)  
 Start type: Mass start  
 Racers: 26  
 Timed on: iPad  
 Timed with: Webscorer PRO 7.7  
 Updated: Sunday, February 8, 2026 7:28 AM (GMT-5)

[Race winners](#)

[Top 3 finishers](#)


[Full results](#)

### Overall


Place	Bib	Name Affiliation	Category	Age	Gender	Finish time	Difference <input type="button" value="v"/>
1	141	Mark Johnson Ford Sayre	Open Freestyle Race	38	M	17:53.2	-
2	138	Adam Groff Ford Sayre	Open Freestyle Race	49	M	18:09.0	+0:15.8
3	144	Nate Laber Mansfield Nordic Club	Open Freestyle Race	44	M	18:13.4	+0:20.2
4	156	Nolan Holmes Dartmouth Club Nordic	Open Freestyle Race	22	M	18:29.8	+0:36.6
5	147	Dennis Page Nansen Ski Club	Open Freestyle Race	34	M	18:34.1	+0:40.9
6	146	Shay McFeely EMXC	Open Freestyle Race	14	M	19:16.2	+1:23.0
7	151	Nick Trautz GMVS	Open Freestyle Race	48	M	19:23.2	+1:30.0
8	149	Jessica Snyder Cambridge Sports Union	Open Freestyle Race	41	F	19:28.3	+1:35.1
9	152	Eric Tremble NWVE	Open Freestyle Race	47	M	19:29.0	+1:35.8
10	200	Elissa Bradley Ford Sayre	Open Freestyle Race	42	F	20:01.7	+2:08.5
11	148	Sarah Pribram NWVE	Open Freestyle Race	57	F	20:02.5	+2:09.3
12	145	Tyler Magnan NWVE	Open Freestyle Race	42	M	20:18.2	+2:25.0
13	140	Tricia Groff Ford Sayre	Open Freestyle Race	45	F	20:49.3	+2:56.1
14	150	Jim Stock EMXC	Open Freestyle Race	70	M	21:45.2	+3:52.0
15	135	Bennett Farny Boston University	Open Freestyle Race	14	M	22:41.1	+4:47.9
16	136	Caleb Farny EMXC	Open Freestyle Race	46	M	23:32.3	+5:39.1
17	72	Anders Groff Ford Sayre	Open Freestyle Race	10	M	23:41.5	+5:48.3

Place	Bib	Name Affiliation	Category	Age	Gender	Finish time	
18	157	Leif Johnson Ford Sayre	Open Freestyle Race	35	M	23:54.3	+6:01.1
19	160	Rayna Towles Dartmouth Club Nordic	Open Freestyle Race	18	F	23:58.3	+6:05.1
20	159	Luke Sharkey	Open Freestyle Race	30	M	24:09.3	+6:16.1
21	143	Marty Kolewe EMXC	Open Freestyle Race	43	M	25:57.6	+8:04.4
22	155	Aidan Fillippa Dartmouth Club Nordic	Open Freestyle Race	21	M	27:36.0	+9:42.8
23	137	Sarah Florenz EMXC	Open Freestyle Race	49	F	28:11.8	+10:18.6
24	161	Sarah Katz Mansfield Nordic Club	Open Freestyle Race	46	F	29:20.1	+11:26.9
25	142	Tala Klinck Cambridge Sports Union	Open Freestyle Race	50	F	29:56.2	+12:03.0
26	158	Aaron McKenna	Open Freestyle Race	44	M	30:33.6	+12:40.4

### Female - Overall

Place	Bib	Name Affiliation	Category	Age	Gender	Finish time	Difference 
1	149	Jessica Snyder Cambridge Sports Union	Open Freestyle Race	41	F	19:28.3	-
2	200	Elissa Bradley Ford Sayre	Open Freestyle Race	42	F	20:01.7	+0:33.4
3	148	Sarah Pribram NWE	Open Freestyle Race	57	F	20:02.5	+0:34.2
4	140	Tricia Groff Ford Sayre	Open Freestyle Race	45	F	20:49.3	+1:21.0
5	160	Rayna Towles Dartmouth Club Nordic	Open Freestyle Race	18	F	23:58.3	+4:30.0
6	137	Sarah Florenz EMXC	Open Freestyle Race	49	F	28:11.8	+8:43.5
7	161	Sarah Katz Mansfield Nordic Club	Open Freestyle Race	46	F	29:20.1	+9:51.8
8	142	Tala Klinck Cambridge Sports Union	Open Freestyle Race	50	F	29:56.2	+10:27.9

### Female - Open Freestyle Race


Place	Bib	Name Affiliation	Category	Age	Gender	Finish time	Difference 
1	149	Jessica Snyder Cambridge Sports Union	Open Freestyle Race	41	F	19:28.3	-
2	200	Elissa Bradley Ford Sayre	Open Freestyle Race	42	F	20:01.7	+0:33.4
3	148	Sarah Pribram NWE	Open Freestyle Race	57	F	20:02.5	+0:34.2
4	140	Tricia Groff Ford Sayre	Open Freestyle Race	45	F	20:49.3	+1:21.0
5	160	Rayna Towles Dartmouth Club Nordic	Open Freestyle Race	18	F	23:58.3	+4:30.0
6	137	Sarah Florenz EMXC	Open Freestyle Race	49	F	28:11.8	+8:43.5
7	161	Sarah Katz Mansfield Nordic Club	Open Freestyle Race	46	F	29:20.1	+9:51.8

Place	Bib	Name Affiliation	Category	Age	Gender	Finish time	
8	142	Tala Klinck Cambridge Sports Union	Open Freestyle Race	50	F	29:56.2	+10:27.9

**Male - Overall**

Place	Bib	Name Affiliation	Category	Age	Gender	Finish time	Difference 
1	141	Mark Johnson Ford Sayre	Open Freestyle Race	38	M	17:53.2	-
2	138	Adam Groff Ford Sayre	Open Freestyle Race	49	M	18:09.0	+0:15.8
3	144	Nate Laber Mansfield Nordic Club	Open Freestyle Race	44	M	18:13.4	+0:20.2
4	156	Nolan Holmes Dartmouth Club Nordic	Open Freestyle Race	22	M	18:29.8	+0:36.6
5	147	Dennis Page Nansen Ski Club	Open Freestyle Race	34	M	18:34.1	+0:40.9
6	146	Shay McFeely EMXC	Open Freestyle Race	14	M	19:16.2	+1:23.0
7	151	Nick Trautz GMVS	Open Freestyle Race	48	M	19:23.2	+1:30.0
8	152	Eric Tremble NWVE	Open Freestyle Race	47	M	19:29.0	+1:35.8
9	145	Tyler Magnan NWVE	Open Freestyle Race	42	M	20:18.2	+2:25.0
10	150	Jim Stock EMXC	Open Freestyle Race	70	M	21:45.2	+3:52.0
11	135	Bennett Farny Boston University	Open Freestyle Race	14	M	22:41.1	+4:47.9
12	136	Caleb Farny EMXC	Open Freestyle Race	46	M	23:32.3	+5:39.1
13	72	Anders Groff Ford Sayre	Open Freestyle Race	10	M	23:41.5	+5:48.3
14	157	Leif Johnson Ford Sayre	Open Freestyle Race	35	M	23:54.3	+6:01.1
15	159	Luke Sharkey	Open Freestyle Race	30	M	24:09.3	+6:16.1
16	143	Marty Kolewe EMXC	Open Freestyle Race	43	M	25:57.6	+8:04.4
17	155	Aidan Fillippa Dartmouth Club Nordic	Open Freestyle Race	21	M	27:36.0	+9:42.8
18	158	Aaron McKenna	Open Freestyle Race	44	M	30:33.6	+12:40.4

**Male - Open Freestyle Race**

Place	Bib	Name Affiliation	Category	Age	Gender	Finish time	Difference 
1	141	Mark Johnson Ford Sayre	Open Freestyle Race	38	M	17:53.2	-
2	138	Adam Groff Ford Sayre	Open Freestyle Race	49	M	18:09.0	+0:15.8
3	144	Nate Laber Mansfield Nordic Club	Open Freestyle Race	44	M	18:13.4	+0:20.2
4	156	Nolan Holmes Dartmouth Club Nordic	Open Freestyle Race	22	M	18:29.8	+0:36.6
5	147	Dennis Page Nansen Ski Club	Open Freestyle Race	34	M	18:34.1	+0:40.9

Place	Bib	Name Affiliation	Category	Age	Gender	Finish time	
6	146	Shay McFeely EMXC	Open Freestyle Race	14	M	19:16.2	+1:23.0
7	151	Nick Trautz GMVS	Open Freestyle Race	48	M	19:23.2	+1:30.0
8	152	Eric Tremble NWVE	Open Freestyle Race	47	M	19:29.0	+1:35.8
9	145	Tyler Magnan NWVE	Open Freestyle Race	42	M	20:18.2	+2:25.0
10	150	Jim Stock EMXC	Open Freestyle Race	70	M	21:45.2	+3:52.0
11	135	Bennett Farny Boston University	Open Freestyle Race	14	M	22:41.1	+4:47.9
12	136	Caleb Farny EMXC	Open Freestyle Race	46	M	23:32.3	+5:39.1
13	72	Anders Groff Ford Sayre	Open Freestyle Race	10	M	23:41.5	+5:48.3
14	157	Leif Johnson Ford Sayre	Open Freestyle Race	35	M	23:54.3	+6:01.1
15	159	Luke Sharkey	Open Freestyle Race	30	M	24:09.3	+6:16.1
16	143	Marty Kolewe EMXC	Open Freestyle Race	43	M	25:57.6	+8:04.4
17	155	Aidan Fillippa Dartmouth Club Nordic	Open Freestyle Race	21	M	27:36.0	+9:42.8
18	158	Aaron McKenna	Open Freestyle Race	44	M	30:33.6	+12:40.4