

260110_Jackson_Jaunt_Freestyle-Webscorer

Saturday, January 10, 2026 10:01 AM (GMT-5) - Final results

**Race info**

Sport: Skiing - cross-country
 Location: Jackson, NH, United States
[View on map](#)
 Start type: Interval wave start
 Wave grouping: Custom
 Racers: 89
 Timed on: LENOVO 21AH00BSUS
 Timed with: Webscorer PRO 7.6
 Updated: Saturday, January 10, 2026 12:15 PM (GMT-5)

Race winners

Top 3 finishers

Full results

5km - Overall

Place	Bib	Name Affiliation	Category	Gender	Finish time	Difference
1	502	Ethan Cathey Gunstock Nordic Association	U16	M	15:11	-
2	504	Connor Termorshuizen Gunstock Nordic Association	U18	M	15:30	+0:19
3	503	Owen Francis Sleepy Hollow Ski club	U16	M	16:35	+1:24
4	505	Cheryl Wong Boston Triathlon Team	M3	F	36:13	+21:02

5km Female - Overall

Place	Bib	Name Affiliation	Category	Gender	Finish time	Difference
1	505	Cheryl Wong Boston Triathlon Team	M3	F	36:13	-

5km Female - M3

Place	Bib	Name Affiliation	Category	Gender	Finish time	Difference
1	505	Cheryl Wong Boston Triathlon Team	M3	F	36:13	-


5km Male - Overall

Place	Bib	Name Affiliation	Category	Gender	Finish time	Difference
1	502	Ethan Cathey Gunstock Nordic Association	U16	M	15:11	-
2	504	Connor Termorshuizen Gunstock Nordic Association	U18	M	15:30	+0:19
3	503	Owen Francis Sleepy Hollow Ski club	U16	M	16:35	+1:24


5km Male - U16

Place	Bib	Name Affiliation	Category	Gender	Finish time	Difference 
1	502	Ethan Cathey Gunstock Nordic Association	U16	M	15:11	-
2	503	Owen Francis Sleepy Hollow Ski club	U16	M	16:35	+1:24

5km Male - U18

Place	Bib	Name Affiliation	Category	Gender	Finish time	Difference 
1	504	Connor Termorshuizen Gunstock Nordic Association	U18	M	15:30	-

10km - Overall


Place	Bib	Name Affiliation	Category	Gender	Finish time	Difference 
1	440	Nathan Livingood NO LIMITS	U23	M	23:25	-
2	455	Matthew Clarner Clarkson University	U20	M	24:17	+0:52
3	444	Torsten Brickley Clarkson University	U23	M	25:17	+1:52
4	447	Adam Jansen Clarkson University	U23	M	25:44	+2:19
5	442	John Deforest Dartmouth	U23	M	26:16	+2:51
6	441	Isaac Kristich Paul Smiths	U23	M	26:24	+2:59
7	409	Rob Riley Gunstock Nordic Association	M5	M	26:27	+3:02
8	429	Thomas Clayton NWVE	SR	M	26:35	+3:10
9	456	Silas Bartol Clarkson University	U20	M	26:38	+3:13
10	433	Joseph Stumpf	U23	M	26:43	+3:18
11	427	Colin Pogue	SR	M	26:59	+3:34
12	452	Sisu Lange Paul Smiths	U20	M	27:21	+3:56
13	402	Chris Burnham NWVE	M1	M	27:28	+4:03
14	407	Kristopher Dobie	M3	M	27:38	+4:13
15	445	Oliver Dolcino Clarkson University	U23	M	27:41	+4:16
16	461	Thomas Hubbell Nonstop Nordic	U18	M	27:44	+4:19
17	406	Fred Bailey Nonstop Nordic	M3	M	27:52	+4:27
18	487	Rowan Tanguay Paul Smiths	U20	F	28:11	+4:46
19	420	Jessie Donavan	M4	F	28:28	+5:03
20	457	Braydon Patch Clarkson University	U20	M	28:50	+5:25
21	404	Ace Serianni MANSFIELD NORDIQUE CLUB	M2	M	28:58	+5:33

Place	Bib	Name Affiliation	Category	Gender	Finish time	
22	428	Michael Giraldi Bedford XC Ski Club	SR	M	29:05	+5:40
23	462	Alexander Evans Clarkson University	U18	M	29:10	+5:45
23	458	Dillon Frank Clarkson University	U20	M	29:10	+5:45
25	465	Dana Hatton Clarkson University Coach	SR	F	29:15	+5:50
26	435	Gabe Perkins	U23	M	29:16	+5:51
26	411	Tim Van Orden Prospect Mountain Ski Club	M6	M	29:16	+5:51
28	459	William Poppleton Clarkson University	U20	M	29:30	+6:05
29	451	Alexander Price Dartmouth	U20	M	29:50	+6:25
30	412	Anders Vikstrom Team HAMP	M6	M	30:11	+6:46
31	414	Steven Moreau	M7	M	30:18	+6:53
32	413	Patrick Jansen Saratoga Biathlon	M7	M	30:19	+6:54
33	454	Brady Krenzer Clarkson University	U20	M	30:26	+7:01
34	498	Emily Anderson Dartmouth	U20	F	30:31	+7:06
35	439	Gabe Loyd Paul Smiths	U23	M	30:35	+7:10
36	479	Elise Creagan McGill Ski Team	U23	F	30:36	+7:11
37	423	Sarah Pribram NWVE	M6	F	30:37	+7:12
38	483	Ayla Bodach-Turner UMF Nordic	U23	F	30:45	+7:20
39	494	Greta Dickman Paul Smiths	U20	F	30:49	+7:24
40	415	Nathaniel Lucy	M8	M	30:50	+7:25
40	431	Jacob Alberga	SR	M	30:50	+7:25
42	460	Anthony Cauley Clarkson University	U20	M	30:57	+7:32
43	410	Jeff Palleiko Gunstock Nordic	M6	M	31:16	+7:51
44	470	Isabella Synnestevedt	U23	F	31:46	+8:21
45	443	Andrew Kanclerz Clarkson University	U23	M	31:58	+8:33
46	450	Walker Rawlinson	U20	M	32:09	+8:44
47	416	Charlie Gunn Black Water Nordic Ski Club	M9	M	32:28	+9:03
48	500	Skylar Francis Clarkson University	U23	F	32:46	+9:21
49	408	Damian Bolduc NWVE	M4	M	33:13	+9:48
50	478	Celeste Dileo	U23	F	33:26	+10:01

Place	Bib	Name Affiliation	Category	Gender	Finish time	
51	401	Sandor Axelrod	M1	M	34:08	+10:43
52	490	Sarah Kirincich	U20	F	34:22	+10:57
53	422	Angeline Andrew Maine West	M5	F	34:39	+11:14
54	486	Rayna Towles Dartmouth	U20	F	34:50	+11:25
55	425	Amy Patenaude Gunn Black Water Nordic Ski Club	M7	F	35:07	+11:42
56	482	Olivia Caprio Paul Smiths	U23	F	35:08	+11:43
57	405	Christopher Appel	M3	M	35:25	+12:00
58	463	Acadia Hegedus Middlebury College Club Nordic Alum	SR	F	35:46	+12:21
59	446	Patrick Murray Clarkson University	U23	M	35:56	+12:31
60	436	August Pearson Paul Smiths	U23	M	36:09	+12:44
61	472	Astrid Olsen Dartmouth	U23	F	36:28	+13:03
62	419	Jessica Bolduc NWVE	M4	F	36:58	+13:33
63	434	Noah Rehberg Paul Smiths	U23	M	37:08	+13:43
64	467	Katarzyna Wisnauckas	U23	F	38:02	+14:37
65	488	Alta Oswald	U20	F	38:23	+14:58
66	489	Frances Lesser	U20	F	38:31	+15:06
66	492	Maya Faulstich	U20	F	38:31	+15:06
68	496	Reese Bove Hopkinton	U20	F	39:06	+15:41
69	448	James Wheeler	U20	M	39:48	+16:23
70	473	Kelsey McCrum UMF Nordic	U23	F	40:27	+17:02
71	475	Anna Healey	U23	F	41:04	+17:39
72	474	Camryn Hoffman	U23	F	41:40	+18:15
73	418	Everett Ingalls None	M10	M	42:03	+18:38
74	421	Cipperly Good Northwest Vermont Nordic Team	M4	F	42:13	+18:48
75	481	Hokulani Caroselli UMF Nordic	U23	F	43:33	+20:08
76	476	Ari Graham-Gurland Dartmouth	U23	F	44:41	+21:16
77	484	Sadie Williams	U20	F	46:01	+22:36
78	417	Roger Wilson SDXC	M9	M	47:13	+23:48
79	501	Clare Janas Clarkson University	U23	F	48:57	+25:32

Place	Bib	Name Affiliation	Category	Gender	Finish time	
80	403	Nicholas Porter	M2	M	49:29	+26:04
81	468	Iris Ventimiglia	U23	F	51:04	+27:39
82	495	Thea Cunningham	U20	F	51:36	+28:11
83	485	Piper Ullmann	U20	F	51:49	+28:24
84	471	Mary Sinnott	U23	F	1:00:24	+36:59
85	497	Ella Beckler Dartmouth	U20	F	1:19:24	+55:59

10km Female - Overall

Place	Bib	Name Affiliation	Category	Gender	Finish time	Difference 
1	487	Rowan Tanguay Paul Smiths	U20	F	28:11	-
2	420	Jessie Donovan	M4	F	28:28	+0:17
3	465	Dana Hatton Clarkson University Coach	SR	F	29:15	+1:04
4	498	Emily Anderson Dartmouth	U20	F	30:31	+2:20
5	479	Elise Creagan McGill Ski Team	U23	F	30:36	+2:25
6	423	Sarah Pribram NWVE	M6	F	30:37	+2:26
7	483	Ayla Bodach-Turner UMF Nordic	U23	F	30:45	+2:34
8	494	Greta Dickman Paul Smiths	U20	F	30:49	+2:38
9	470	Isabella Synnstedt	U23	F	31:46	+3:35
10	500	Skylar Francis Clarkson University	U23	F	32:46	+4:35
11	478	Celeste Dileo	U23	F	33:26	+5:15
12	490	Sarah Kirincich	U20	F	34:22	+6:11
13	422	Angeline Andrew Maine West	M5	F	34:39	+6:28
14	486	Rayna Towles Dartmouth	U20	F	34:50	+6:39
15	425	Amy Patenaude Gunn Black Water Nordic Ski Club	M7	F	35:07	+6:56
16	482	Olivia Caprio Paul Smiths	U23	F	35:08	+6:57
17	463	Acadia Hegedus Middlebury College Club Nordic Alum	SR	F	35:46	+7:35
18	472	Astrid Olsen Dartmouth	U23	F	36:28	+8:17
19	419	Jessica Bolduc NWVE	M4	F	36:58	+8:47
20	467	Katarzyna Wisnauckas	U23	F	38:02	+9:51

Place	Bib	Name Affiliation	Category	Gender	Finish time	
21	488	Alta Oswald	U20	F	38:23	+10:12
22	489	Frances Lesser	U20	F	38:31	+10:20
22	492	Maya Faulstich	U20	F	38:31	+10:20
24	496	Reese Bove Hopkinton	U20	F	39:06	+10:55
25	473	Kelsey McCrum UMF Nordic	U23	F	40:27	+12:16
26	475	Anna Healey	U23	F	41:04	+12:53
27	474	Camryn Hoffman	U23	F	41:40	+13:29
28	421	Cipperly Good Northwest Vermont Nordic Team	M4	F	42:13	+14:02
29	481	Hokulani Caroselli UMF Nordic	U23	F	43:33	+15:22
30	476	Ari Graham-Gurland Dartmouth	U23	F	44:41	+16:30
31	484	Sadie Williams	U20	F	46:01	+17:50
32	501	Clare Janas Clarkson University	U23	F	48:57	+20:46
33	468	Iris Ventimiglia	U23	F	51:04	+22:53
34	495	Thea Cunningham	U20	F	51:36	+23:25
35	485	Piper Ullmann	U20	F	51:49	+23:38
36	471	Mary Sinnott	U23	F	1:00:24	+32:13
37	497	Ella Beckler Dartmouth	U20	F	1:19:24	+51:13

10km Female - M4

Place	Bib	Name Affiliation	Category	Gender	Finish time	Difference
1	420	Jessie Donovan	M4	F	28:28	-
2	419	Jessica Bolduc NWVE	M4	F	36:58	+8:30
3	421	Cipperly Good Northwest Vermont Nordic Team	M4	F	42:13	+13:45

10km Female - M5

Place	Bib	Name Affiliation	Category	Gender	Finish time	Difference
1	422	Angeline Andrew Maine West	M5	F	34:39	-

10km Female - M6

Place	Bib	Name Affiliation	Category	Gender	Finish time	Difference
1	423	Sarah Pribram NWVE	M6	F	30:37	-

10km Female - M7

Place	Bib	Name Affiliation	Category	Gender	Finish time	Difference
1	425	Amy Patenaude Gunn Black Water Nordic Ski Club	M7	F	35:07	-

10km Female - SR

Place	Bib	Name Affiliation	Category	Gender	Finish time	Difference
1	465	Dana Hatton Clarkson University Coach	SR	F	29:15	-
2	463	Acadia Hegedus Middlebury College Club Nordic Alum	SR	F	35:46	+6:31

10km Female - U20


Place	Bib	Name Affiliation	Category	Gender	Finish time	Difference
1	487	Rowan Tanguay Paul Smiths	U20	F	28:11	-
2	498	Emily Anderson Dartmouth	U20	F	30:31	+2:20
3	494	Greta Dickman Paul Smiths	U20	F	30:49	+2:38
4	490	Sarah Kirincich	U20	F	34:22	+6:11
5	486	Rayna Towles Dartmouth	U20	F	34:50	+6:39
6	488	Alta Oswald	U20	F	38:23	+10:12
7	489	Frances Lesser	U20	F	38:31	+10:20
7	492	Maya Faulstich	U20	F	38:31	+10:20
9	496	Reese Bove Hopkinton	U20	F	39:06	+10:55
10	484	Sadie Williams	U20	F	46:01	+17:50
11	495	Thea Cunningham	U20	F	51:36	+23:25
12	485	Piper Ullmann	U20	F	51:49	+23:38
13	497	Ella Beckler Dartmouth	U20	F	1:19:24	+51:13

10km Female - U23

Place	Bib	Name Affiliation	Category	Gender	Finish time	Difference
1	479	Elise Creagan McGill Ski Team	U23	F	30:36	-
2	483	Ayla Bodach-Turner UMF Nordic	U23	F	30:45	+0:09

Place	Bib	Name Affiliation	Category	Gender	Finish time	
3	470	Isabella Synnestevedt	U23	F	31:46	+1:10
4	500	Skylar Francis Clarkson University	U23	F	32:46	+2:10
5	478	Celeste Dileo	U23	F	33:26	+2:50
6	482	Olivia Caprio Paul Smiths	U23	F	35:08	+4:32
7	472	Astrid Olsen Dartmouth	U23	F	36:28	+5:52
8	467	Katarzyna Wisnauckas	U23	F	38:02	+7:26
9	473	Kelsey McCrum UMF Nordic	U23	F	40:27	+9:51
10	475	Anna Healey	U23	F	41:04	+10:28
11	474	Camryn Hoffman	U23	F	41:40	+11:04
12	481	Hokulani Caroselli UMF Nordic	U23	F	43:33	+12:57
13	476	Ari Graham-Gurland Dartmouth	U23	F	44:41	+14:05
14	501	Clare Janas Clarkson University	U23	F	48:57	+18:21
15	468	Iris Ventimiglia	U23	F	51:04	+20:28
16	471	Mary Sinnott	U23	F	1:00:24	+29:48

10km Male - Overall

Place	Bib	Name Affiliation	Category	Gender	Finish time	Difference 
1	440	Nathan Livingood NO LIMITS	U23	M	23:25	-
2	455	Matthew Clarner Clarkson University	U20	M	24:17	+0:52
3	444	Torsten Brickley Clarkson University	U23	M	25:17	+1:52
4	447	Adam Jansen Clarkson University	U23	M	25:44	+2:19
5	442	John Deforest Dartmouth	U23	M	26:16	+2:51
6	441	Isaac Kristich Paul Smiths	U23	M	26:24	+2:59
7	409	Rob Riley Gunstock Nordic Association	M5	M	26:27	+3:02
8	429	Thomas Clayton NWE	SR	M	26:35	+3:10
9	456	Silas Bartol Clarkson University	U20	M	26:38	+3:13
10	433	Joseph Stumpf	U23	M	26:43	+3:18
11	427	Colin Pogue	SR	M	26:59	+3:34
12	452	Sisu Lange Paul Smiths	U20	M	27:21	+3:56

Place	Bib	Name Affiliation	Category	Gender	Finish time	
13	402	Chris Burnham NWVE	M1	M	27:28	+4:03
14	407	Kristopher Dobie	M3	M	27:38	+4:13
15	445	Oliver Dolcino Clarkson University	U23	M	27:41	+4:16
16	461	Thomas Hubbell Nonstop Nordic	U18	M	27:44	+4:19
17	406	Fred Bailey Nonstop Nordic	M3	M	27:52	+4:27
18	457	Braydon Patch Clarkson University	U20	M	28:50	+5:25
19	404	Ace Serianni MANSFIELD NORDIQUE CLUB	M2	M	28:58	+5:33
20	428	Michael Girdali Bedford XC Ski Club	SR	M	29:05	+5:40
21	462	Alexander Evans Clarkson University	U18	M	29:10	+5:45
21	458	Dillon Frank Clarkson University	U20	M	29:10	+5:45
23	435	Gabe Perkins	U23	M	29:16	+5:51
23	411	Tim Van Orden Prospect Mountain Ski Club	M6	M	29:16	+5:51
25	459	William Poppleton Clarkson University	U20	M	29:30	+6:05
26	451	Alexander Price Dartmouth	U20	M	29:50	+6:25
27	412	Anders Vikstrom Team HAMP	M6	M	30:11	+6:46
28	414	Steven Moreau	M7	M	30:18	+6:53
29	413	Patrick Jansen Saratoga Biathlon	M7	M	30:19	+6:54
30	454	Brady Krenzer Clarkson University	U20	M	30:26	+7:01
31	439	Gabe Loyd Paul Smiths	U23	M	30:35	+7:10
32	415	Nathaniel Lucy	M8	M	30:50	+7:25
32	431	Jacob Alberga	SR	M	30:50	+7:25
34	460	Anthony Cauley Clarkson University	U20	M	30:57	+7:32
35	410	Jeff Palleiko Gunstock Nordic	M6	M	31:16	+7:51
36	443	Andrew Kanclerz Clarkson University	U23	M	31:58	+8:33
37	450	Walker Rawlinson	U20	M	32:09	+8:44
38	416	Charlie Gunn Black Water Nordic Ski Club	M9	M	32:28	+9:03
39	408	Damian Bolduc NWVE	M4	M	33:13	+9:48
40	401	Sandor Axelrod	M1	M	34:08	+10:43
41	405	Christopher Appel	M3	M	35:25	+12:00

Place	Bib	Name Affiliation	Category	Gender	Finish time	
42	446	Patrick Murray Clarkson University	U23	M	35:56	+12:31
43	436	August Pearson Paul Smiths	U23	M	36:09	+12:44
44	434	Noah Rehberg Paul Smiths	U23	M	37:08	+13:43
45	448	James Wheeler	U20	M	39:48	+16:23
46	418	Everett Ingalls None	M10	M	42:03	+18:38
47	417	Roger Wilson SDXC	M9	M	47:13	+23:48
48	403	Nicholas Porter	M2	M	49:29	+26:04

10km Male - M1

Place	Bib	Name Affiliation	Category	Gender	Finish time	Difference <input type="button" value="v"/>
1	402	Chris Burnham NWVE	M1	M	27:28	-
2	401	Sandor Axelrod	M1	M	34:08	+6:40

10km Male - M10

Place	Bib	Name Affiliation	Category	Gender	Finish time	Difference <input type="button" value="v"/>
1	418	Everett Ingalls None	M10	M	42:03	-

10km Male - M2

Place	Bib	Name Affiliation	Category	Gender	Finish time	Difference <input type="button" value="v"/>
1	404	Ace Serianni MANSFIELD NORDIQUE CLUB	M2	M	28:58	-
2	403	Nicholas Porter	M2	M	49:29	+20:31

10km Male - M3

Place	Bib	Name Affiliation	Category	Gender	Finish time	Difference <input type="button" value="v"/>
1	407	Kristopher Dobie	M3	M	27:38	-
2	406	Fred Bailey Nonstop Nordic	M3	M	27:52	+0:14
3	405	Christopher Appel	M3	M	35:25	+7:47

10km Male - M4

Place	Bib	Name Affiliation	Category	Gender	Finish time	Difference <input type="button" value="v"/>
1	408	Damian Bolduc NWVE	M4	M	33:13	-

10km Male - M5

Place	Bib	Name Affiliation	Category	Gender	Finish time	Difference
1	409	Rob Riley Gunstock Nordic Association	M5	M	26:27	-

10km Male - M6

Place	Bib	Name Affiliation	Category	Gender	Finish time	Difference
1	411	Tim Van Orden Prospect Mountain Ski Club	M6	M	29:16	-
2	412	Anders Vikstrom Team HAMP	M6	M	30:11	+0:55
3	410	Jeff Palleiko Gunstock Nordic	M6	M	31:16	+2:00

10km Male - M7

Place	Bib	Name Affiliation	Category	Gender	Finish time	Difference
1	414	Steven Moreau	M7	M	30:18	-
2	413	Patrick Jansen Saratoga Biathlon	M7	M	30:19	+0:01

10km Male - M8

Place	Bib	Name	Category	Gender	Finish time	Difference
1	415	Nathaniel Lucy	M8	M	30:50	-


10km Male - M9

Place	Bib	Name Affiliation	Category	Gender	Finish time	Difference
1	416	Charlie Gunn Black Water Nordic Ski Club	M9	M	32:28	-
2	417	Roger Wilson SDXC	M9	M	47:13	+14:45


10km Male - SR

Place	Bib	Name Affiliation	Category	Gender	Finish time	Difference
1	429	Thomas Clayton NWVE	SR	M	26:35	-
2	427	Colin Pogue	SR	M	26:59	+0:24
3	428	Michael Giraldi Bedford XC Ski Club	SR	M	29:05	+2:30
4	431	Jacob Alberga	SR	M	30:50	+4:15


10km Male - U18

Place	Bib	Name Affiliation	Category	Gender	Finish time	Difference 
1	461	Thomas Hubbell Nonstop Nordic	U18	M	27:44	-
2	462	Alexander Evans Clarkson University	U18	M	29:10	+1:26

10km Male - U20

Place	Bib	Name Affiliation	Category	Gender	Finish time	Difference 
1	455	Matthew Clamer Clarkson University	U20	M	24:17	-
2	456	Silas Bartol Clarkson University	U20	M	26:38	+2:21
3	452	Sisu Lange Paul Smiths	U20	M	27:21	+3:04
4	457	Braydon Patch Clarkson University	U20	M	28:50	+4:33
5	458	Dillon Frank Clarkson University	U20	M	29:10	+4:53
6	459	William Poppleton Clarkson University	U20	M	29:30	+5:13
7	451	Alexander Price Dartmouth	U20	M	29:50	+5:33
8	454	Brady Krenzer Clarkson University	U20	M	30:26	+6:09
9	460	Anthony Cauley Clarkson University	U20	M	30:57	+6:40
10	450	Walker Rawlinson	U20	M	32:09	+7:52
11	448	James Wheeler	U20	M	39:48	+15:31

10km Male - U23

Place	Bib	Name Affiliation	Category	Gender	Finish time	Difference 
1	440	Nathan Livingood NO LIMITS	U23	M	23:25	-
2	444	Torsten Brickley Clarkson University	U23	M	25:17	+1:52
3	447	Adam Jansen Clarkson University	U23	M	25:44	+2:19
4	442	John Deforest Dartmouth	U23	M	26:16	+2:51
5	441	Isaac Kristich Paul Smiths	U23	M	26:24	+2:59
6	433	Joseph Stumpf	U23	M	26:43	+3:18
7	445	Oliver Dolcino Clarkson University	U23	M	27:41	+4:16
8	435	Gabe Perkins	U23	M	29:16	+5:51
9	439	Gabe Loyd Paul Smiths	U23	M	30:35	+7:10
10	443	Andrew Kanclerz Clarkson University	U23	M	31:58	+8:33
11	446	Patrick Murray Clarkson University	U23	M	35:56	+12:31

Place	Bib	Name Affiliation	Category	Gender	Finish time	
12	436	August Pearson Paul Smiths	U23	M	36:09	+12:44
13	434	Noah Rehberg Paul Smiths	U23	M	37:08	+13:43